

**MONTHLY TREASURER'S REPORT**  
 BY BRANDY VICK, COUNTY TREASURER,  
 JANUARY 2026

|                   | Beginning Balance      | Revenues              | Disbursements         | Transfer In           | Transfer Out          | Ending Balance         | Investments Redeemed | Investments Purchased | Demand Balance        | Investment Balance     | Total Deposits         |
|-------------------|------------------------|-----------------------|-----------------------|-----------------------|-----------------------|------------------------|----------------------|-----------------------|-----------------------|------------------------|------------------------|
| Texpool Insurance | \$209,944.14           | \$649.09              | \$0.00                | \$50,000.00           | \$125,000.00          | \$135,593.23           | \$0.00               | \$0.00                | \$0.00                | \$135,593.23           | \$135,593.23           |
| TexPool Available | \$414,639.51           | \$1,321.40            | \$0.00                | \$5,164.35            | \$0.00                | \$421,125.26           | \$0.00               | \$0.00                | \$0.00                | \$421,125.26           | \$421,125.26           |
| TexPool Operating | \$27,199,574.42        | \$91,541.26           | \$0.00                | \$4,250,000.00        | \$1,000,000.00        | \$30,541,115.68        | \$0.00               | \$0.00                | \$0.00                | \$30,541,115.68        | \$30,541,115.68        |
| TexPool Permanent | \$1,131,028.06         | \$3,565.16            | \$0.00                | \$5,000.00            | \$3,664.35            | \$1,135,928.87         | \$0.00               | \$0.00                | \$0.00                | \$1,135,928.87         | \$1,135,928.87         |
| FNB Operating     | \$657,018.57           | \$7,919,333.71        | \$1,393,607.81        | \$1,000,000.00        | \$6,079,878.77        | \$2,102,865.70         | \$0.00               | \$0.00                | \$2,102,865.70        | \$0.00                 | \$2,102,865.70         |
| FNB Payroll       | \$10,513.46            | \$4.94                | \$651,511.86          | \$651,511.86          | \$0.00                | \$10,518.40            | \$0.00               | \$0.00                | \$10,518.40           | \$0.00                 | \$10,518.40            |
| FNB Insurance     | \$179,644.25           | \$20,809.32           | \$492,771.86          | \$1,303,366.91        | \$50,000.00           | \$961,048.62           | \$0.00               | \$0.00                | \$961,048.62          | \$0.00                 | \$961,048.62           |
| FNB Available     | \$2,437.39             | \$0.04                | \$0.00                | \$0.52                | \$1,500.00            | \$937.95               | \$0.00               | \$0.00                | \$937.95              | \$0.00                 | \$937.95               |
| FNB Permanent     | \$6,141.76             | \$0.22                | \$10.00               | \$0.00                | \$5,000.52            | \$1,131.46             | \$0.00               | \$0.00                | \$1,131.46            | \$0.00                 | \$1,131.46             |
| FNB IRC/125       | \$23,810.71            | \$1.96                | \$0.00                | \$0.00                | \$0.00                | \$23,812.67            | \$0.00               | \$0.00                | \$23,812.67           | \$0.00                 | \$23,812.67            |
| FNB Holding       | \$268,967.31           | \$22.11               | \$0.00                | \$0.00                | \$0.00                | \$268,989.42           | \$0.00               | \$0.00                | \$268,989.42          | \$0.00                 | \$268,989.42           |
| FNB Water Grants  | \$950.00               | \$0.00                | \$0.00                | \$0.00                | \$0.00                | \$950.00               | \$0.00               | \$0.00                | \$950.00              | \$0.00                 | \$950.00               |
| FNB Unclaimed     | \$15,845.07            | \$1.30                | \$0.00                | \$0.00                | \$0.00                | \$15,846.37            | \$0.00               | \$0.00                | \$15,846.37           | \$0.00                 | \$15,846.37            |
| <b>Totals</b>     | <b>\$30,120,514.65</b> | <b>\$8,037,250.51</b> | <b>\$2,537,901.53</b> | <b>\$7,265,043.64</b> | <b>\$7,265,043.64</b> | <b>\$35,619,863.63</b> | <b>\$0.00</b>        | <b>\$0.00</b>         | <b>\$3,386,100.59</b> | <b>\$32,233,763.04</b> | <b>\$35,619,863.63</b> |

TOTAL INDEBTEDNESS

Investment Register on back

Submitted under the provision of the Local Government Code Section 114.026

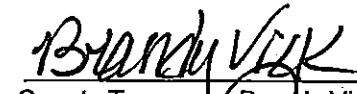


County Judge, Todd Tefteller

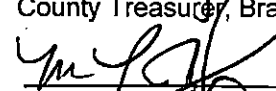


Commissioner, Pct#1 Gene Dolle


Commissioner, Pct#2 Dustin Nicholson



County Treasurer, Brandy Vick



Commissioner, Pct#3 Michael Ashley



Commissioner, Pct#4 Jay W. Miller

# UPSHUR COUNTY INVESTMENT ACTIVITY

## JANUARY 2026

| <u>ACCOUNT</u>       | <u>AMOUNT</u>          | <u>TRANSFERRED OUT</u> | <u>TRANSFERRED IN</u> | <u>EARNED INTEREST</u> |
|----------------------|------------------------|------------------------|-----------------------|------------------------|
| TexPool Operating    | \$30,541,115.68        |                        |                       | \$91,541.26            |
| TexPool Insurance    | \$135,593.23           |                        |                       | \$649.09               |
| TexPool Perm School  | \$1,135,928.87         | \$3,664.35             |                       | \$3,365.16             |
| TexPool Avail School | \$421,125.26           |                        | \$5,164.35            | \$1,321.40             |
| FNB Avail            | \$937.91               |                        |                       | \$0.00                 |
| FNB Perm             | \$1,131.46             |                        |                       | \$0.22                 |
| FNB Holding          | \$268,989.42           |                        |                       | \$22.11                |
| FNB Insurance        | \$961,048.62           |                        |                       | \$8.87                 |
| FNB Operating        | \$2,102,865.70         |                        |                       | \$225.72               |
| <b>TOTALS</b>        | <b>\$35,568,736.15</b> | <b>\$3,664.35</b>      | <b>\$5,164.35</b>     | <b>\$97,133.83</b>     |
|                      |                        |                        |                       |                        |
|                      |                        |                        |                       |                        |
|                      |                        |                        |                       |                        |
|                      |                        |                        |                       |                        |